


FUJIFILM

MEDICAL X-RAY FILM

SUPER HR-U₃₀



Easy-to-recycle box
for a clean environment



MEDICAL X-RAY FILM

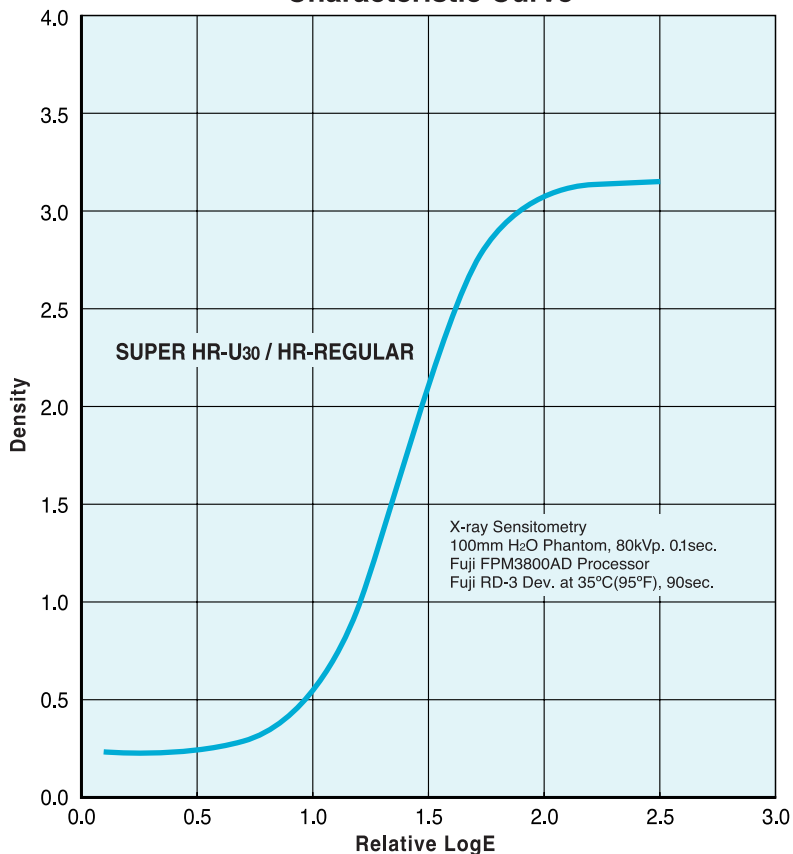
SUPER HR-U30

The All-around Film for General Applications

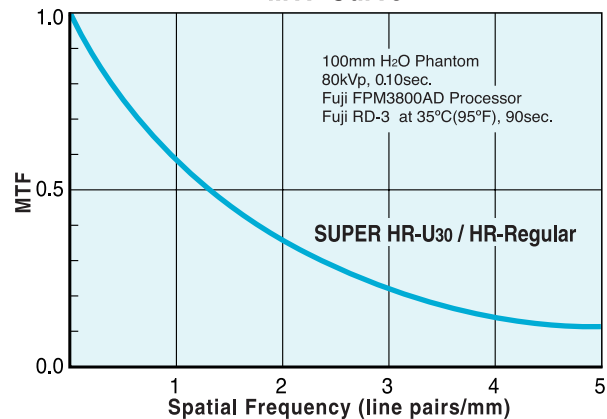
High-quality Super HR-U30 orthochromatic film satisfies the varied demands of diagnostic x-ray imaging. Fujifilm's Super Thin Σ (sigma)-LIC* 30-Grain Technology enables rapid processing of fine-grain images with high resolution. Well-suited for general radiographic applications such as skull, chest, and abdomen as well as extremities and angiography, Super HR-U30 ensures stable, high-resolution images regardless of whether your facility employs super-rapid (45-second), rapid (90-second), low-volume or manual x-ray film processing. Its dramatic improvement in stability makes quality control easier and more efficient even on a daily basis.

* LIC = Localized Image Center

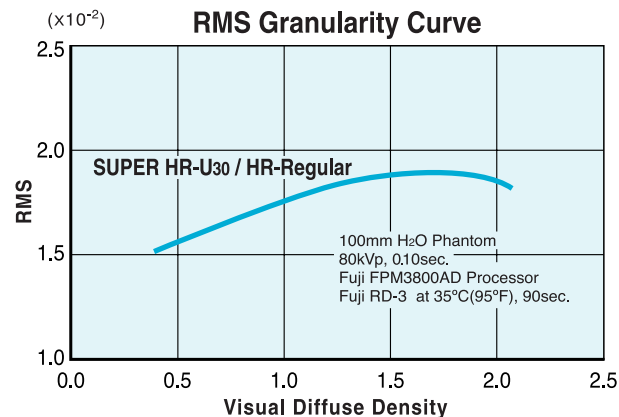
Characteristic Curve



MTF Curve



RMS Granularity Curve



FUJIFILM

FUJIFILM Corporation

26-30, NISHIAZABU 2-CHOME, MINATO-KU, TOKYO 106-8620, JAPAN